

Winter Fun



Match



Winter Fun Shapes



Directions: Cut out each square and talk with your tot about each of the different shapes.

This kid is in a
square.




This kid is in a
circle.



This kid is in a
triangle.




This kid is in a
rectangle.



This kid is in a
star.



This kid is in a
heart.



X


Count the Hats



5




1



6




2



7




3



8



4



Directions: Cut out each column of numbers. 3 total. Then glue the columns together to form one long strip. Fold it according style or you can just use them as number cards.

Mitten Colors



Color this mitten
red.



Color this mitten
orange.



Color this mitten
yellow.



Color this mitten
green.



Color this mitten
blue.



Color this mitten
purple.



Color this mitten
pink.



Color this mitten
white.




Color this mitten
brown.



Color this mitten
black.



Color this mitten
gray.








Size Sequencing

With



Earmuffs





Winter Fun Puzzle



For beginners, print the puzzle twice. Cut one up and leave the other one whole. This way your child can match the pieces to the whole picture.